



Descendants of the Lacemakers of Calais

<https://www.lacemakersofcalais.com.au/>

## Accessing the Pas-de-Calais Archives online

Note: While Calais and its surrounds have, since 2016, been incorporated into a larger French department [administrative area] the website still uses the name of the previous department.

If you know that you have ancestor family members who were born, married, lived or died in Calais then you can probably find digitized copies of the event registration records, census forms and some maps on the Pas-de-Calais France Archives (Les Archives du Pas-de-Calais) website.

The website is of course in the French language. However, if your web browser (eg Google Chrome, Firefox) is equipped with a translation function it is easy to use the website. Spoiler alert: Any registration copies found on the website will be in hand-written French so you might need to refer to the short article about translating these documents in the Australian Society of the Lacemakers of Calais Journal *Tulle* Issue 116 found on the DLC website at <https://www.lacemakersofcalais.com.au/tulle>

*Warning: The Pas-de-Calais Archives website is regularly revised, and the access method and the appearance of the pages noted here may vary with time.*

The following notes assume that your page is translated but the French equivalents are generally given in brackets.

To search for a birth, death or marriage record you should first search the indexes to find the date of the event record. Then you can search the event record documents for the record.

## 1 Looking through the indexes

**Step 1:** To open the website use <http://www.archivespasdecalais.fr> as the search address.



**Step 2:** At the top of the left-hand menu is **Online Archives** Digitized documents (**Archives en ligne**) > Click



*The new page lists the material titles available online as follows:*



## Descendants of the Lacemakers of Calais

<https://www.lacemakersofcalais.com.au/>

**Story of a person (Histoire d'une personne)** – BMD registrations and census forms and other sections

**History of a place (Histoire d'un lieu)** – includes Maps

*At the bottom of the right-hand **Tools** menu is "Help with consulting digital archives". > Click this link for informative and easy to follow instructions including Manuals (Modes d'emploi) - the "Online Archives Instructions for Use" link is very useful.*

**Step 3:** Assuming, for example, you want to find a birth registration for George Bromhead born in 1848, click on **Story of a person**

*From here on you can substitute the name and details of your person of interest*

You are in: Archives > Online archives > **A person's story**

### Story of a person

In this section, find all the digitized collections allowing you to find the trace of a person: the decennial tables, the parish and civil status registers of course, but also the population censuses, the registration registers or the roles of 'taxation'.

**Direct access**  
[Research help sheets](#)  
[Manuals](#)

**Civil status**  
 Parish registers (from 1553 for the oldest to 1792), civil status registers (1793-1912) and decennial tables (1792-1942).  
[Read more](#)

**Military recruiting**  
 Number sheets until 1921 and directories until 1930.  
[Read more](#)

**Population censuses**  
 Access to the consultation of nominal lists of digitized population counts from around 1820 until 1936.  
[Read more](#)

**Two addresses:**  
 Center Mahaut-d'Artois  
 Ancient and modern archives  
 (including parish and civil status registers)  
 1, rue du 19 mars 1962  
 62000 DAINVILLE  
 FRANCE  
 Tél. : +33 (0) 3 21 71 10 90  
 Mercredi au Vendredi 9h00 à 12h00

Birth, marriage and death registration documents are found under **Civil status (Etat civil)**

Census forms are found under **Population censuses (Recensements)**

*At the top of the new page is another chance to open the user manuals - most pages show the menu to access the manuals.*

**Step 4:** For birth, marriage and death registration documents under **Civil status (Etat civil)** > Click The new page lists the following:

**Decennial tables (Tables décennales)** – which are indexes and

**Acts (Actes)** – the registration records (These are the events birth, marriage and death)

You are in: Archives > Online archives > History of a person > **Civil status**

### Civil status

The following sets are currently available in digital form:

- Decennial tables of civil status documents (1792-1942)
- Baptisms, births, marriages, deaths and burials: parish registers (from 1553, for the oldest, to 1792), civil status registers (approximately 1793-1912, until 1942 for the municipalities of Abain-Saint-Nazaire at Azincourt)

[Track the uploads of digitized documents](#)

**Decennial tables**  
 Decennial tables of births, marriages and deaths until 1932 mainly.  
[Read more](#)

**Acts**  
 Parish registers from 1553 (for the oldest) and civil status registers from around 1793 to 1912 (until 1942 for the municipalities of Abain-Saint-Nazaire in Azincourt).  
[Read more](#)

**Related articles**  
[I am researching my ancestors](#)

**Tools**  
[Help with consulting digital archives](#)  
[Albums](#)  
[Report an error](#)  
[Manuals](#)  
[Permalinks](#)

**Two addresses:**  
 Center Mahaut-d'Artois  
 Ancient and modern archives  
 (including parish and civil status registers)  
 1, rue du 19 mars 1962  
 62000 DAINVILLE  
 FRANCE  
 Tél. : +33 (0) 3 21 71 10 90  
 Monday to Friday, 9:00 a.m. to 5:00 p.m.

**Step 5:** If you know the person's name and event date and you are now looking for the registration record, move to the **Registration Record** section. – [link here???](#)

*If you are starting from scratch, read on*

**Index section:** First, you should check the indexes, **Decennial tables** > Click



## Descendants of the Lacemakers of Calais

<https://www.lacemakersofcalais.com.au/>

(Once you are proficient you will probably skip this step)

In the new page **Decennial tables**, Click on the link "[Search the digitized decennial tables](#)"

### Step 6:

#### Decennial civil status tables

Consult the decennial tables of civil status digitized from 1792 to 1942.

**Location**  
 [List](#)  
 (enter at least three letters)

**Type of act**  
☐ Birth ☐ Wedding ☐ Death

**Year**  
 In

**Search by dimension**

From 3 E 1 to 3 E 1153.

[Search](#) [Effacer](#)

In the search page, it is necessary to provide some search parameters:

The first parameter is **Location (Lieu)**,

Type "cal" in the box and wait

*St Pierre is now covered by the "Calais" place name and if you are looking for another place such as Boulogne-sur-Mer type in the first three letters of the name eg "bou".*

Select the place name from the drop-down list and move down the page

The next parameter is the type of event or **Type of act (Type d'acte)** which are Naissances (Births) or Mariages (Weddings) or Décès (Deaths),

Select one, say Naissances (Births)

The next parameter is the time frame **Year (Année)**. You have a choice of 4 period options available in the left-hand box: In (En or exact year) or Between (Entre) or Before (Avant) or

After (Après)

Select one, say Between and then type 1840 into the left-hand box and 1850 into the right-hand box. Enter the relevant dates and you are ready to go, Click on yellow box **Search (Rechercher)**

**Step 7:** The new page provides you with the documents available for you to search

[Back to search](#)

• [Listing](#)

2 results found

Page : 1

3 E 394	Calais	1843-1852	Birth / Marriage / <a href="#">To consult</a>
			Death
3 E 400	Saint-Pierre-les-Calais	1833-1852	Birth / Marriage / <a href="#">To consult</a>
			Death

**Deepen**

**Initial research**  
 2 results found for Location = Calais (Pas-de-Calais, France) and Year = 1848

**Current criteria**

**Types of acts**  
 Death (2)  
 Wedding (2)  
 Birth (2)

**Places**  
 Calais (Pas-de-Calais, France) (1)  
 Saint-Pierre-lès-Calais (Calais, Pas-de-Calais, France; merged municipality) (1)

**Step 8:** The digital document number, place and year range are shown plus the events contained in them.

Usually you want to search the document titled "Saint-Pierre-les-Calais"

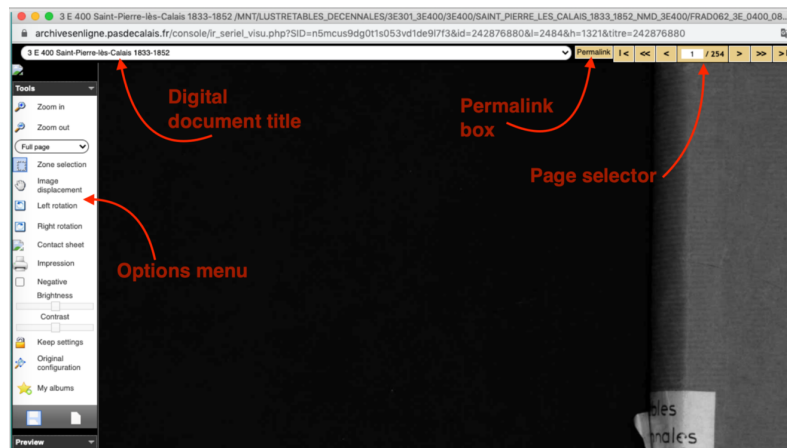
Select document 3 E 400 and Click on the right-hand link [To consult \(Consulter\)](#) and wait

**Step 9:** A page will open at page 1 of the digitized copy of the original hand-written index in alphabetical order of names.



## Descendants of the Lacemakers of Calais

<https://www.lacemakersofcalais.com.au/>



Your browser's English translator will NOT work here.

The page zoom can be varied in the left-hand menu – 75% is good.

The left-hand menu has other useful options to improve the view panel image and a print (Impression) option.

In a menu bar along the top is the name of the digital document – 3 E 400 Saint-Pierre-lès-Calais 1833-1852 – you will need this reference for your source documentation.

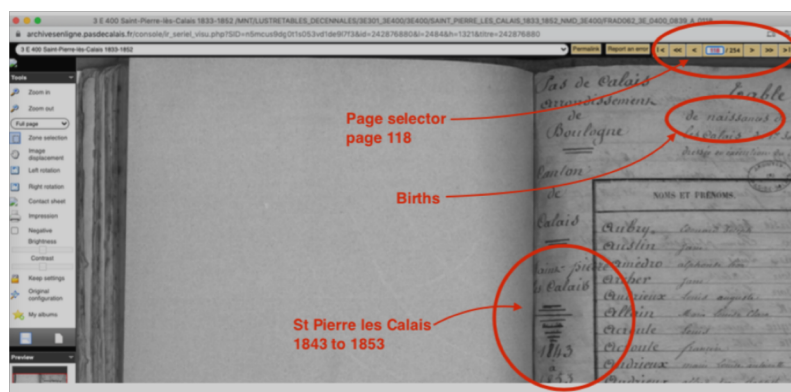
These documents often contain many more years than you are interested in and it will be necessary to click through to find the relevant event type and year range. This is assisted by the page selector, a yellow box at the top right and some trial and error selection is now used to find the relevant letter range required.

Permalink box- see notes below

**Step 10:** We are looking for Births in 1848 and as this document contains information up to 1852, the page we are looking for will be towards the middle/end of the document.

Type 118 into the page selector and press Enter

Page 118 is the start of the Births for St Pierre les Calais for the period 1843 to 1853.



We are looking for the "B"s (Bromhead) so use the page selector arrows to scroll through the pages searching the names as the years move forward. The single arrow will advance or return the pages by one while the double arrow will advance or return the search by 10 pages.

In this case the relevant page is 124 where the name Bromhead is recorded twice for the twin boys Joseph and George Bromhead and the **registration** date of the event is noted as 16 Janvier (January) 1848.

We have the event **registration** date so now we can locate the registration documents to confirm the actual event date and details such as name, parents and location.





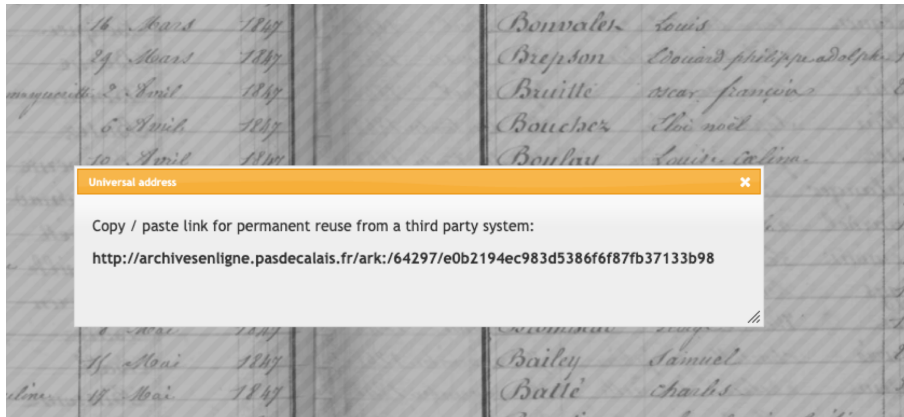
## Descendants of the Lacemakers of Calais

<https://www.lacemakersofcalais.com.au/>

Note: The Decennial tables file also contains the registration records for Marriages and Deaths. Search for these the same way as noted for Births

### Permalink

Before moving on, note the small yellow box on the top of the page titled “Permalink” which can save you a lot of time. Having now found the required page, click the Permalink box and wait. A box will appear on your screen with instructions and a URL address. Copy the address and save it. At any time later, paste the address into your browser, hit enter and it will take you directly to the relevant page in the digital document file.



## 2 Finding the registration record

Step 11: To now search for the event registration record, return to the **Civil status** (Etat civil) page as for step 4 above but now you want **Acts** (Actes) > Click

**Online Archives**  
Digitized documents

**Search help**

**Direct access :**

- Useful information
- Research avenues
- Educational service workshops
- Virtual exhibitions
- Carousels
- Traveling exhibitions

**Two addresses:**

**Center Mahaut-d'Artois**  
Ancient and modern archives  
(including parish and civil status registers)  
1, rue du 19 mars 1962  
62000 DAINVILLE  
FRANCE  
Tel : +33 (0) 3 21 71 10 90  
Monday to Friday, 9:00 a.m. to 5:00 p.m.

You are in: Archives > Online archives > History of a person > **Civil status**

### Civil status

The following sets are currently available in digital form:

- Decennial tables of civil status documents (1792-1942)
- Baptisms, births, marriages, deaths and burials: **parish registers** (from 1553, for the oldest, to 1792), **civil status registers** (approximately 1793-1912, until 1942 for the municipalities of Ablain-Saint-Nazaire at Azincourt)

[Track the uploads of digitized documents](#)

**Decennial tables**

Decennial tables of births, marriages and deaths until 1932 mainly.

[Read more](#)

**Acts**

Parish registers from 1553 (for the oldest) and civil status registers from around 1793 to 1912 (until 1942 for the municipalities of Ablain-Saint-Nazaire in Azincourt).

[Read more](#)

**Related articles**

- [I am researching my ancestors](#)

**Tools**

- [Help with consulting digital archives](#)
- [Albums](#)
- [Report an error](#)
- [Manuals](#)
- [Permalinks](#)

**Step 12:** In the new page **Acts**, Click on the link “[Search the digitized parish and civil registers](#)”



## Descendants of the Lacemakers of Calais

<https://www.lacemakersofcalais.com.au/>

### Step 13:

As for the previous search, you must enter search parameters

*The first parameter is **Location (Lieu)**,*

Type "cal" in the box and wait

*St Pierre is now covered by the "Calais" place name and if you are looking for another place such as Boulogne-sur-Mer type in the first three letters of the name eg "bou".*

Select the place name from the drop-down list and move down the page

*The next parameter is the time frame **Year (Année)**. You have a choice of 4 period options available in the left-hand box: In (En or exact year) or Between (Entre) or Before (Avant) or*

*After (Après), however, as you want 1848 enter that number into the In box*



## Descendants of the Lacemakers of Calais

<https://www.lacemakersofcalais.com.au/>

The next parameter is the type of event or **Type of act (Type d'acte)** which are Naissances (Births) or Mariages (Weddings) or Décès (Deaths), Select one, in this example say Naissances (Births)

You are ready to go, Click on yellow box **Search (Rechercher)**

**Step 14:** The new page provides you with the documents available for you to search

Parish registers and civil status documents

## Parish registers and civil status documents

Consult the parish records of baptisms, marriages and burials (from 1553 (for the oldest) -1792) and civil status records of births, marriages and deaths (approximately 1793 to 1912).

The civil status documents after 1912 that we keep are currently the subject of a [new digitalization and online campaign](#). They will be progressively put online in the alphabetical order of the municipalities and in compliance with the deadlines prescribed by law and the recommendations of the CNIL ([Single authorization 29](#)).

To find out more about this archive collection, consult the [presentation of the sub-series 3E](#).

[Back to search](#)

Details Listing

5 results found

Page: 1 2 Next

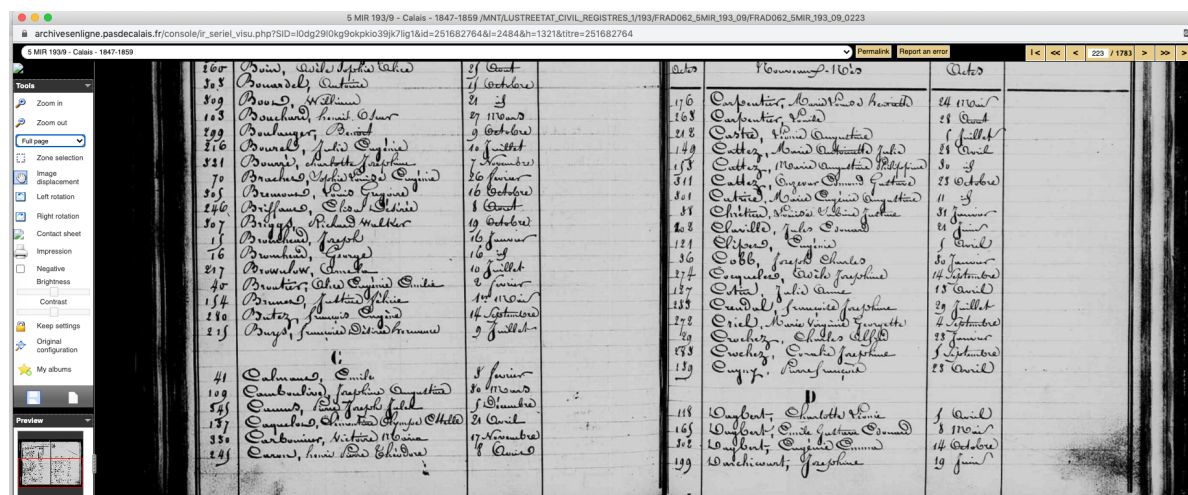
[To consult](#) Calais - 1847-1859

Side	5 MIR 193/9
Location	Calais
Extreme dates	1847-1859
Note	Part of the territory of Saint-Pierre was annexed to that of Calais, by decree of January 10, 1876. The town itself was reunited with that of Calais by a law of January 29, 1885.
Content	<b>Saint-Pierre-les-Calais</b> Births, 1847-1859.

**Step 15:** The digital document number, place and year range are shown plus the events contained in them.

You are looking for a birth in 1848 in Saint-Pierre-les-Calais so you want the document titled **Calais – 1847-1859** (content **Saint Pierre-les-Calais Births, 1847-1859**) so Click on the title or the link **To consult (Consulter)** and wait

**Step 16:** A page will open at page 1 of the digitized copy of the original hand-written birth registration records for the place and time range that you require.



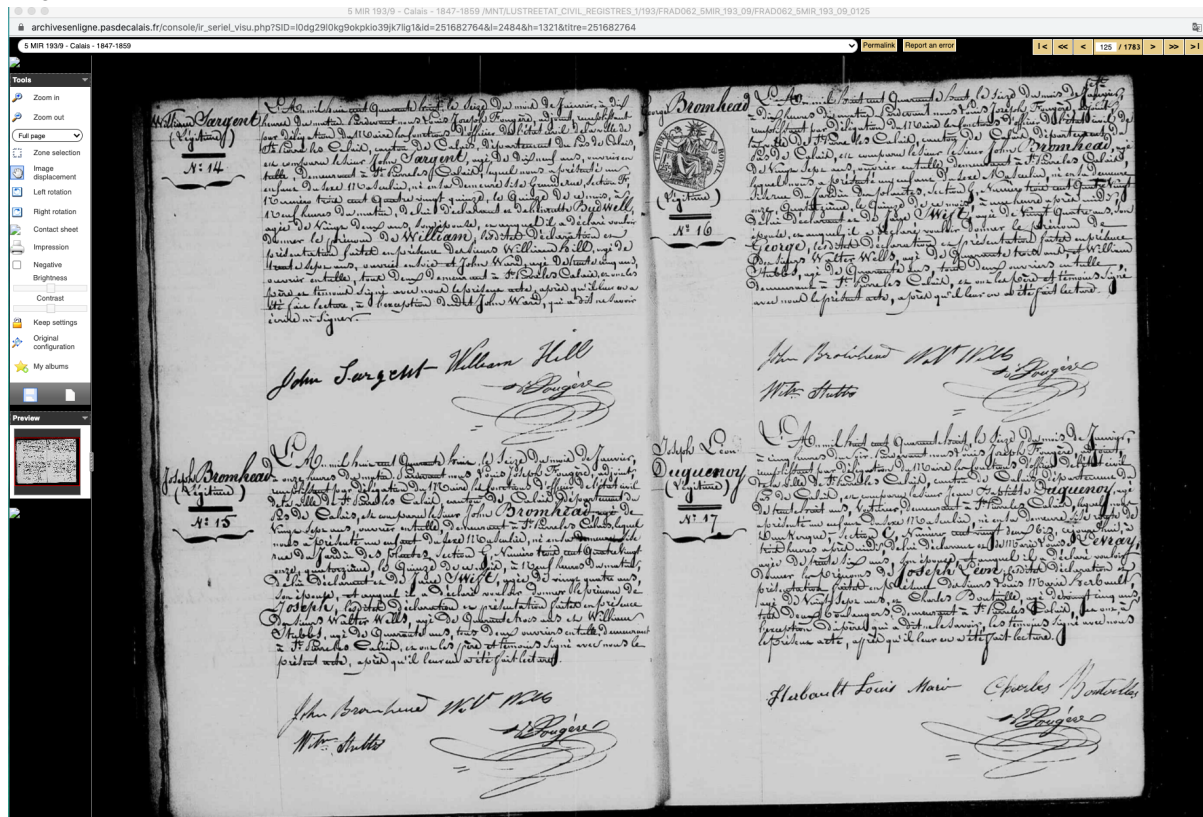




## Descendants of the Lacemakers of Calais

<https://www.lacemakersofcalais.com.au/>

**Step 18:** Use the page selector to go back to the start of the 1848 section for mid-January – try page 125



The Bromhead registrations are on the same page. Take screen shots for your records and use the Permalink function (yellow box at top) to record the link to this page for future use.

The records states a lot of information including the child's name, say George Bromhead, that he was born legitimate (Légitime) and includes details of his birth date (15 January), where and when he was born, his parent's names, occupations and place of residence as well as the names, ages and occupations of the witnesses (Walter Wells and William Stubbs).

